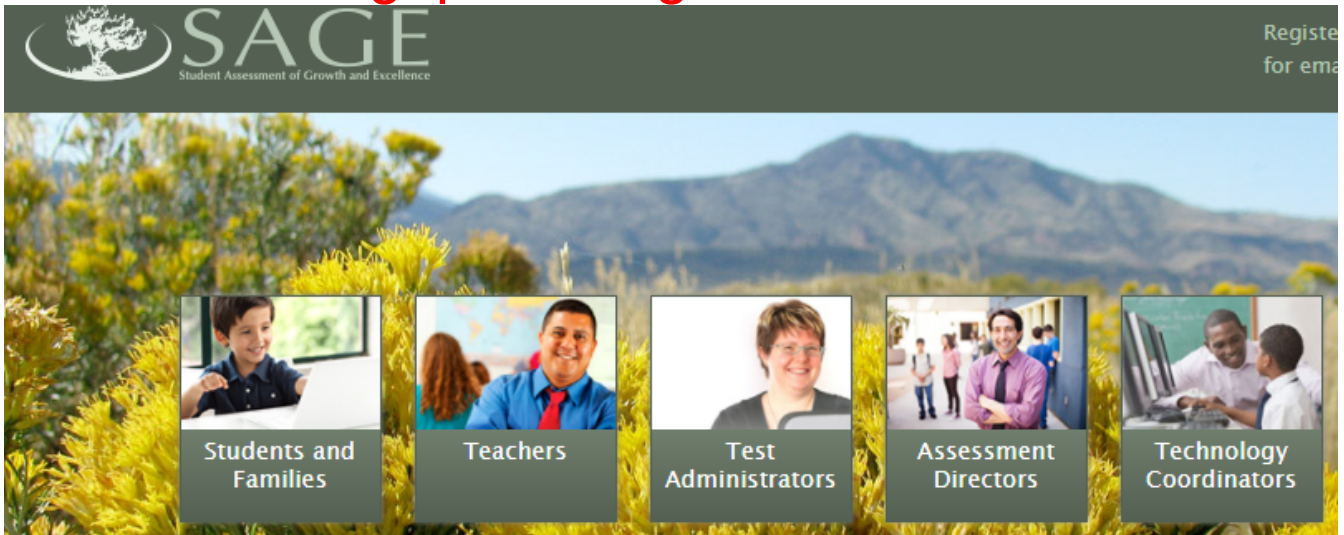


www.sageportal.org



Welcome to the Utah State Board of Education SAGE Portal

SAGE (Student Assessment of Growth and Excellence) is Utah's computer adaptive assessment system aligned to the state's core standards. This comprehensive testing system includes the following summative, interim, and formative components.

SAGE Summative: Summative adaptive assessments required for state and federal accountability provided for English language arts (ELA), math and science

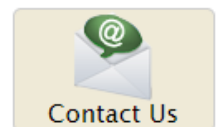
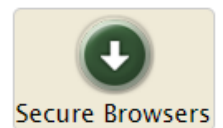
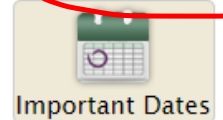
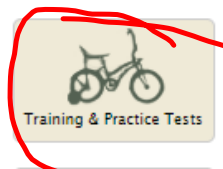
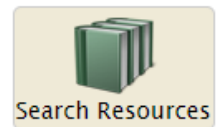
SAGE Interim: Adaptive assessments for English language arts (ELA), math and science, similar to the SAGE Summative. **NOT** required by the state, but available to LEAs for their determined use.

Benchmark Modules: Fixed form optional assessments for English language arts (ELA), math and science reporting categories that can be used to determine the degree each student has demonstrated mastery of a specific assessed standard. Not predictive of SAGE Summative. Results in AIR Ways benchmark reporting system.

This is the portal to all things SAGE. Use this site to access test administration functions, training, and other resources, and to download the secure browser.




Recent Announcements

- **Alert:** You may see an error when opening an operational test session using Chrome stating:





About the Training and Practice Tests



Purpose of the SAGE Training and Practice Tests

About the Practice Tests

The purpose of the *Utah SAGE Practice Tests* is to familiarize students, teachers, and parents with SA user interface. These tests include items that represent both the variety in difficulty and item format of SAGE Summative assessments.

The tests are not predictive of SAGE summative performance, but do provide an opportunity to respond about half the time as the summative test. Additionally, the practice tests provide an item response key to see what items they answered correctly and which they answered incorrectly.

The practice tests are available for Math and ELA tests only.

About the Training Tests

The purpose of the *Utah SAGE Training Tests* is to familiarize students and teachers with the design, answering different types of items that will be included in the SAGE Summative assessments. Every student

Training Test Sign In

Guest User

First Name:

SSID:


Guest Session


Session ID: - -


Your Tests


Select the test you need to take.

Training Tests


 **Start Reading Language and Listening Grades 9-11**
This is opportunity 1 of 99


 **Start Writing Grades 9-11**
This is opportunity 1 of 99


 **Start Math HS**
This is opportunity 1 of 99


 **Start Science Grade HS**
This is opportunity 1 of 99

Practice Tests

 **Start Practice Test/Released Items ELA Grade 11**
This is opportunity 1 of 99

 **Start Practice Test/Released Items Math Grade SM1**
This is opportunity 1 of 99

 **Start Practice Test/Released Items Math Grade SM2**
This is opportunity 1 of 99

 **Start Practice Test/Released Items Math Grade SM3**
This is opportunity 1 of 99

Is This You?

Please review the following information.

First Name: GUEST

Last Name: GUEST

SSID: GUEST

Student Grade Level: 11

Date of Birth: None

School: GUEST School

Next Step:

If the information is correct, choose **Yes**. If not, choose **No**.

Yes

No

Choose Settings:

Review the following test settings. You can change the options, if necessary.

Practice Test/Released Items Math Grade SM3

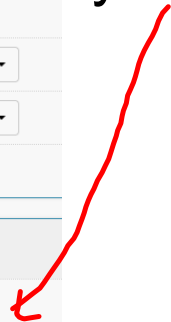
Visual Assistance Tools		
?	Emboss	None
?	Braille Type	Not Applicable
?	Emboss Request Type	Not Applicable
?	Mouse Pointer	System Default
?	Braille	<input type="checkbox"/> OFF
?	Streamlined Mode	<input type="checkbox"/> OFF
?	Print Size	1X
?	Color Choices	Black on White (default)
?	Descriptive Audio	<input type="checkbox"/> OFF

Integration with Assistive Technology		
?	Permissive Mode	<input type="checkbox"/> OFF

no changes.

unless you want it to read the problem to you.

Next Step:



Text-to-Speech Sound Check

Make sure text-to-speech is working.



Press the speaker button. You should hear a voice speak the following sentence: "This text is being read aloud."

Sound Settings

Current Voice Pack: Google US English

Use the sliders to adjust the available text-to-speech settings.

Volume +
Pitch +
Rate +

Next Step:



If you heard the voice clearly, choose **I heard the voice**. If not, choose **I did not hear the voice**. To continue testing without checking text-to-speech, choose **Skip TTS Check**.

I heard the voice | I did not hear the voice | Skip TTS Check

unless you want it to read the question to you.

Instructions and Help

You may select the question mark button to access this Help Guide at any time during your test.

  Select the text you want to hear and click the green button to have it played.

Contents

- [Overview of the Test Site](#)
- [Test Rules](#)
- [About Text-to-Speech](#)

Overview of the Test Site

All tests have navigation and test tools. Some tools are available only for specific tests or questions.

Sample Test Page

Questions: (23) Grade 5 Mathematics (29 out of 23)

Next Step:

To begin your test, choose **Begin Test Now**. If your Test Administrator tells you to log out, choose **Return to Login**.

Begin Test Now

Return to Login